



Globalization and Rural Regions in Europe: Impacts, Challenges and Lessons

Work Package 2 International mobility and migration of rural population

12 October 2011, Murska Sobota

WP leader: Birte Nienaber (USAAR)

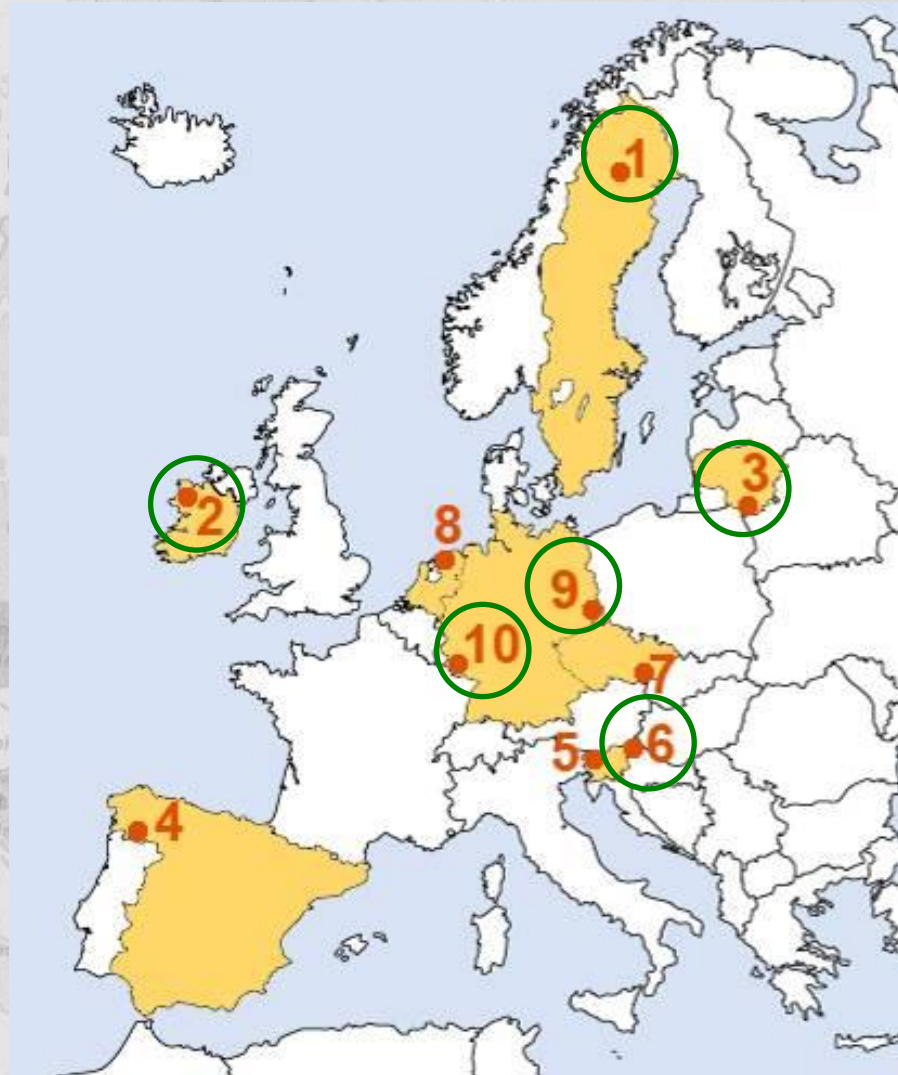
With contributions of:

Wioletta Frys (USAAR), Robert Nadler, Michael Kriszan and Joachim Burdack (IfL), Emilija Kairyte (NeVork), Petri Kahila, Moa Hedström and Andrew Copus (Nordregio), Maura Farrell, Marie Mahon and John McDonagh (NUIG), Barbara Lampič and Irena Mrak (UL)

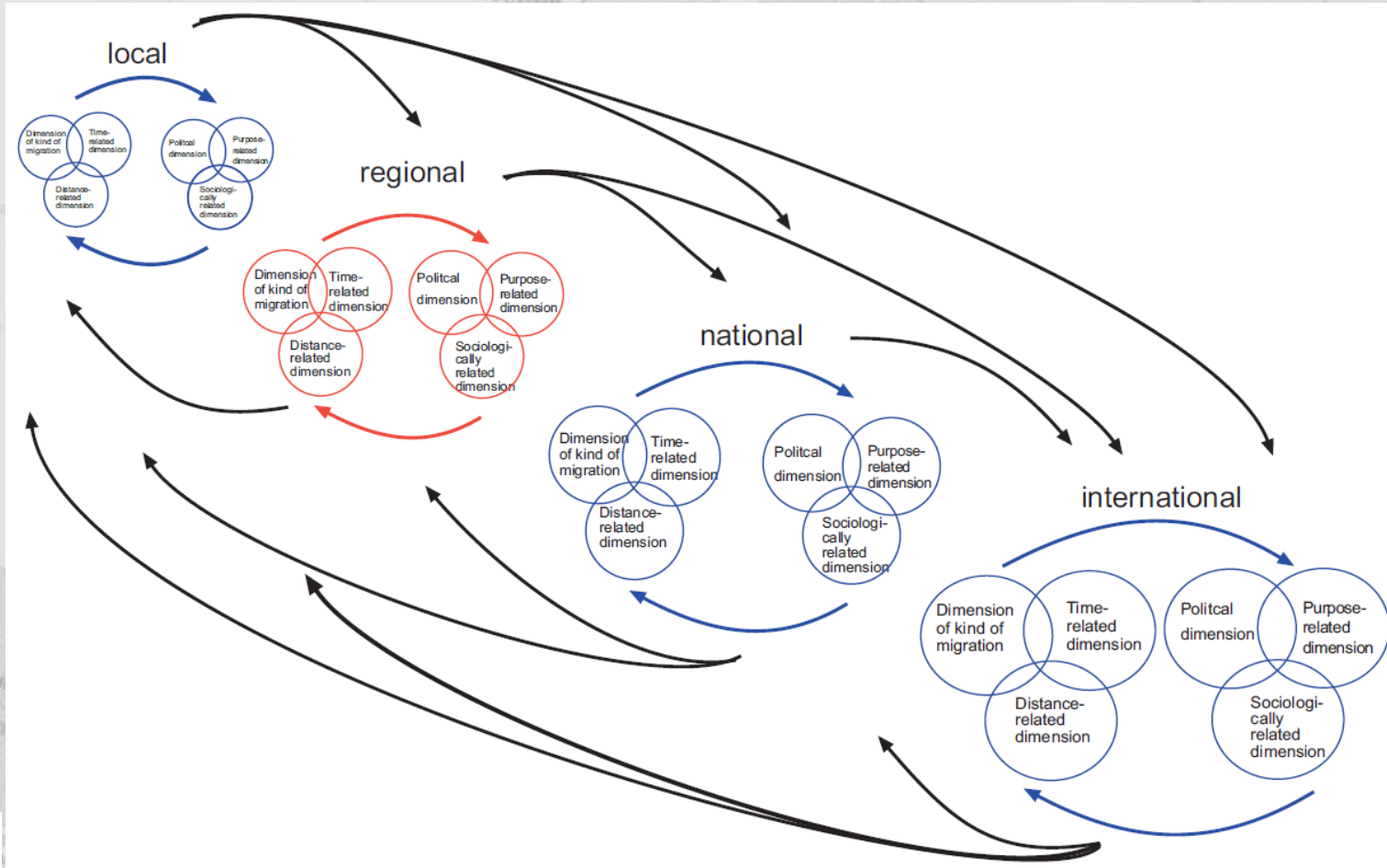


Research methodology

1. Oevre Norrland, Sweden
2. West region (Roscommon), Ireland
3. Alytus, Lithuania
5. Pomurska, Slovenia
9. Regierungsbezirk Dresden, Germany
10. Saarland, Germany



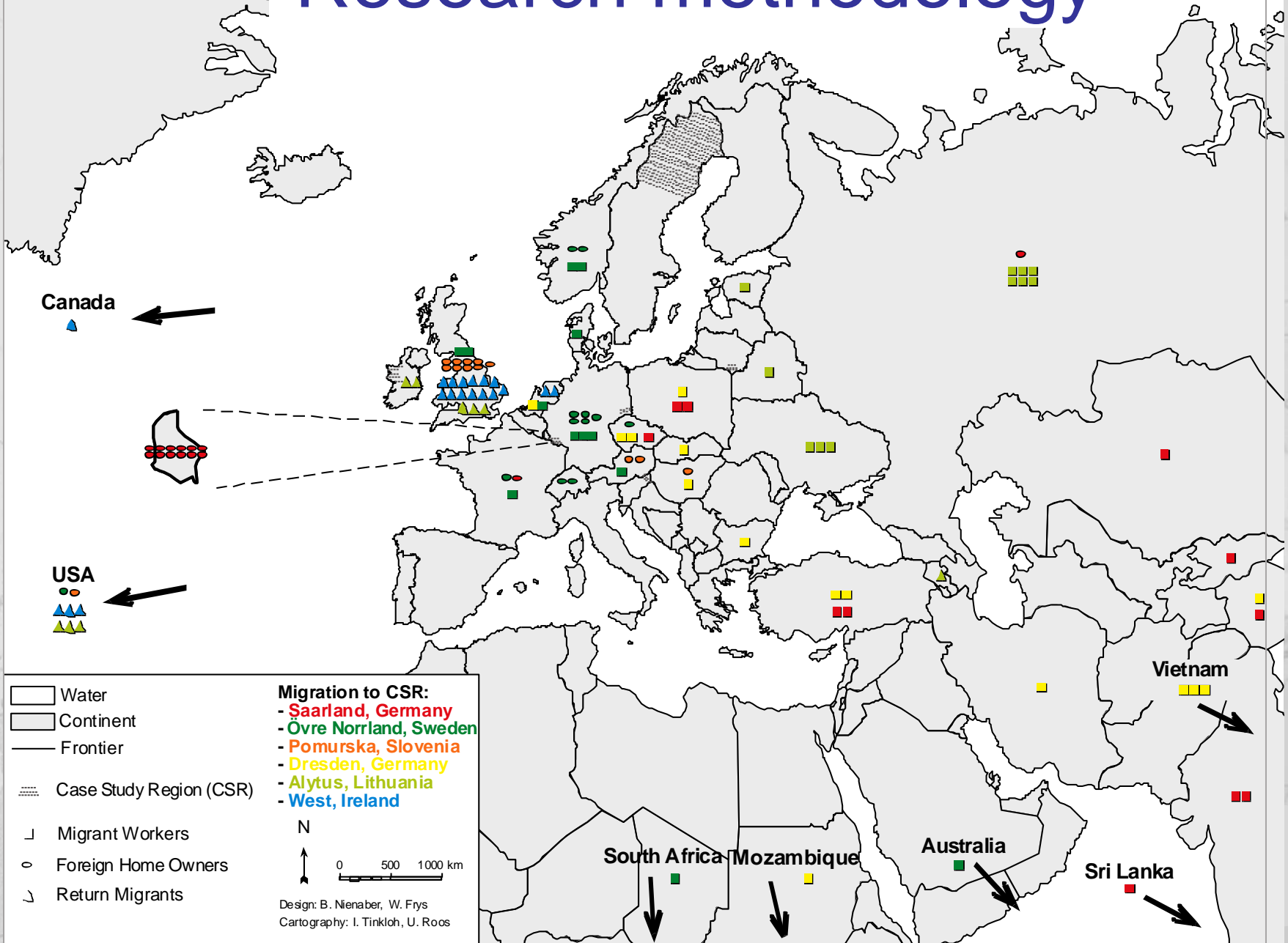
Research methodology



Source: Nienaber & Frys 2009



Research methodology



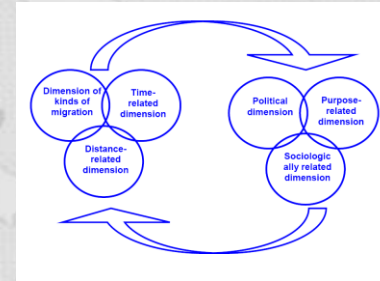
Design: B. Nienaber, W. Frys
Cartography: I. Tinkloh, U. Roos

Characteristics of the Case Study Regions

- Alytus County → many immigrants from the former USSR
- Oevre Norrland → second home owners appreciating nature
- Pomurska → second home owners from Great Britain
- Regierungsbezirk Dresden → distinct hostility towards foreigners
- Saarland → cross-border migration
- West region (Roscommon) → problematic reintegration of return migrants



Results of the multidimensional analysis

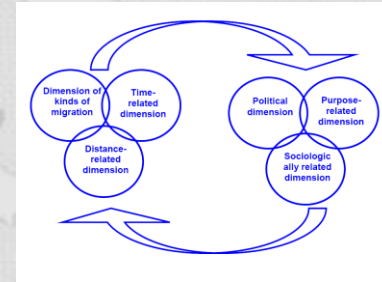


Dimension of Kinds of Migration

- Predominantly urban-rural migration
- Especially from EU-countries (FHO, RM)
- Especially from non-EU countries (MW)
- Individual (MW, FHO), group or collective migration, as well as chain migration



Results of the multidimensional analysis

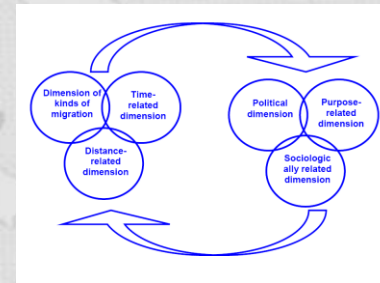


Time-related Dimension

- Long-term migration (MW, FHO, RM)
- Short-term migration only noticed for second home owners in Övre Norrland (FHO)



Results of the multidimensional analysis

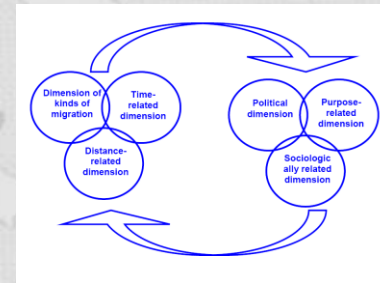


Distance-related Dimension

- Mainly spacious migration (long-distance migration) (RM, MW)
- Spatially limited migration in border areas (cross-border migration) only in Saarland and Alytus (FHO, MW)
- Cultural nearness as well as distance between migrants and locals (MW, FHO, RM)



Results of the multidimensional analysis

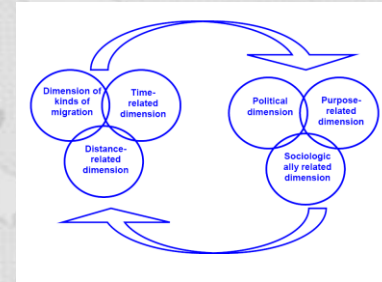


Political Dimension

- Labour market policy (MW)
- Residential market (FHO)
- Relations between certain countries and environmental advantages (FHO)
- Residential market, social and public rules, environmental specificities and historical relations (MW)



Results of the multidimensional analysis

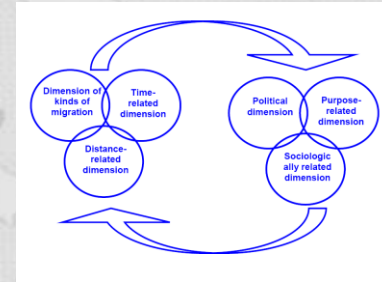


Purpose-related Dimension

- Work (WM)
- Acquisition of property (FHO)
- Return to home country (RM)



Results of the multidimensional analysis



Sociologically related Dimension

- Except for one case (MW), only legal migration
- Very good integration of interviewed foreign nationals into local everyday life (FHO, RM, MW)
- Good integration into local and regional organisations and associations (FHO, MW)



Summary

- Migrant workers and return migrants come from urban areas to the rural case study regions
- Long-term migration, for a period of at least 12 months (except for Oevre Norrland)
- Mainly long-distance migration
- Most of the respondents are very well integrated into local everyday life
- Many migrants are members in local clubs/associations or regional organisations.

Summary

- Need for an innovative theoretical framework for rural **work migration**.
- Life satisfaction of **foreign home owners**.
- Lack of necessary support for **return migrants**.
- New significance of the term of **'home country'** in the age of **globalization**.
- Need for **new approaches** in research and politics.



Recommendations

- Reducing bureaucracy
- Developing a 'welcoming culture'
- More support for self-employed migrants
- More information on rural regions
- Every information brochure or website has to be multilingual
- Promotion of language trainings by public authorities
- Professional and financial support for older migrants

More information

Project website:
www.derreg.eu

Contact:
Saarland University
European Regional Studies/ Geography

Ass. Prof. Dr. Birte Nienaber
Tel.: +49 (0)681 302 64229
E-Mail: b.nienaber@mx.uni-saarland.de

www.ers.uni-saarland.de

